



PRODUCT CATALOGUE // GAS



HYDROGEN READY

Isiflo Sprint and Isiflo Brass is one of the first brands worldwide which obtained KIWA approval for Hydrogen use.

100% HYDROGEN



TABLE OF CONTENTS

1. INTRODUCTION	4
The company	4
Product Development	6
2. COMPOSITE PRODUCTS	8
Technical information	10
Installation Instructions	11
Seal Liner	12
Sprint Push-in Couplings	14
Eco Line Repair Coupling	17
3. BRASS PRODUCTS	18
Technical information	20
Installation Instructions	21
Support Liner	22
Mechanical Couplings	24
4. APPROVALS & CERTIFICATES	28
5. ENVIRONMENTAL POLICY	30
6. GENERAL CONDITIONS OF SALES	32



INTRODUCTION



THE COMPANY

WHAT WE DO

Isiflo is producing high quality products for the Gas, Drinking Water and Wastewater sector. All development and production are made locally with a worldwide distribution through network of daughter companies, agents and distributors. Our products are made in both composite material and corrosion resistant brass and most of them fit all kind of pipes.

Isiflo is a leading brand in the European utility industry. With support from NCE Raufoss Manufacturing, Isiflo has a long tradition for innovation.

All our products are produced locally in Norway and Sweden. Isiflo has subsidiaries in Sweden, Germany, The Netherlands, France and Denmark and is represented in more than 25 countries around the world.

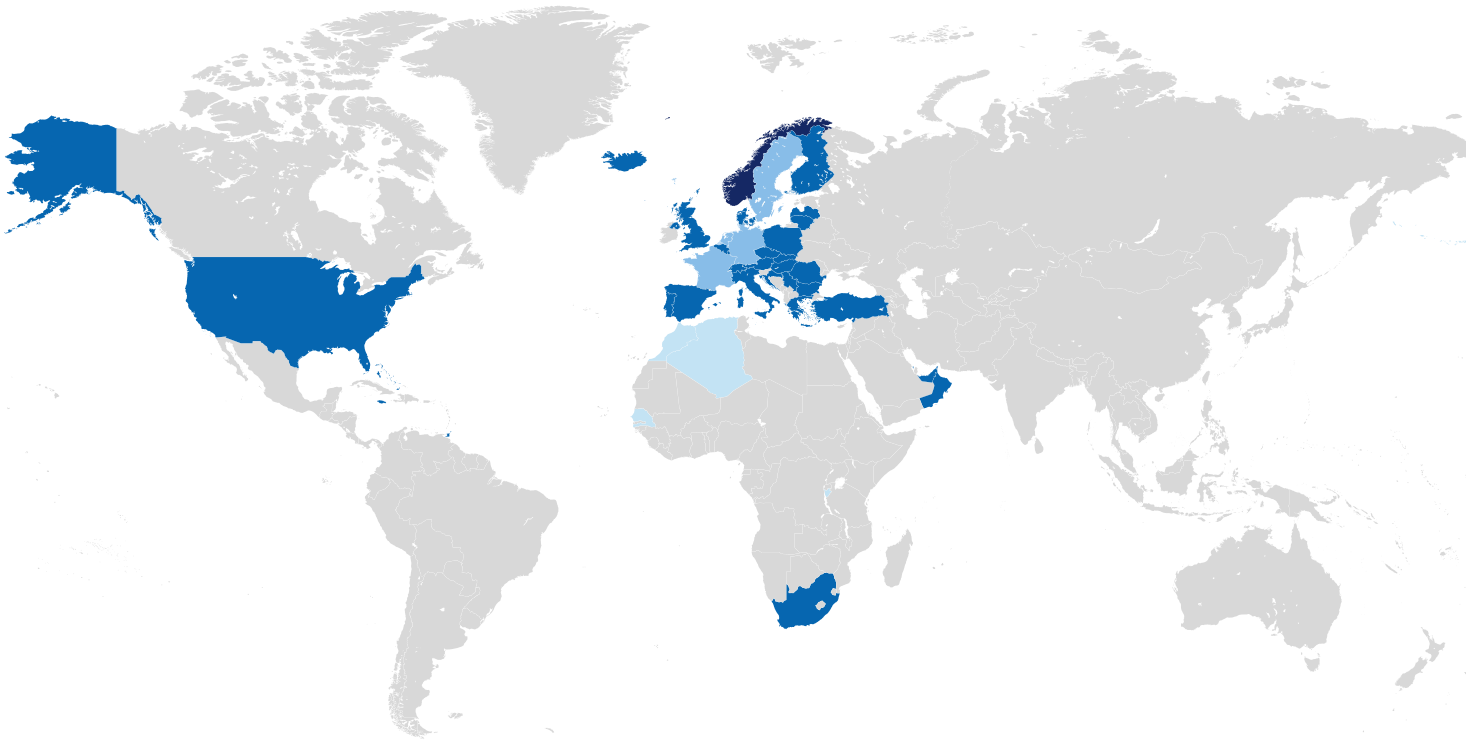
COMPANY PROFILE

The first Isiflo couplings were introduced to the market back in 1965. In 2004 we joined the Dutch industrial group Aalberts NV.

Our headquarter is based in Raufoss Industrial Park in Norway and we are member of the industrial cluster NCE Manufacturing Raufoss. This is a cluster of companies in defence, aerospace, automotive, utility and consumer markets, working together in a technology hub with SINTEF Manufacturing AS as facilitator for exchange of technology and best practice between the companies within the cluster.

This is a program supported by the Norwegian state for a learning environment where companies from different sectors come together and share best practice between each other, in consecutively improvement, also in alliance with the academia.

OUR WORLDWIDE NETWORK



1 HEADQUARTER

Our Headquarter is situated in Raufoss Industrial Park:
- Norway

2 SUBSIDIARIES

Our subsidiaries are located in:
- France
- Germany
- Sweden
- The Netherlands

3 AGENTS

We have representative agents in:
- Algeria
- Bahrain
- Morocco

4 DISTRIBUTORS

We have distribution in:

- Austria
- Bulgaria
- Belgium
- Croatia
- Czech Republic
- Denmark
- Finland
- Great Britain
- Greece
- Hungary
- Iceland
- Italy
- Latvia
- Lithuania
- Luxembourg
- Poland
- Portugal
- Romania
- Serbia
- Slovakia
- Spain
- Switzerland
- Turkey
- Bahamas
- Jamaica
- Oman
- South Africa
- United Arab Emirates
- USA

PRODUCT DEVELOPMENT

CERTIFIED PRODUCTS FOR GAS

Natural gas is an important global source of energy. There are millions of house connections for gas.

The supply of gas through a distribution system of pipe network is transport of energy with a reduced CO2 footprint. Without exception, *safety* in the distribution network is of highest focus and has no compromise. Thereof, the choice of right material has the highest priority.

Our products for gas are approved through the strictest testing and carry the certificates from DVGW, KIWA Gastec, ÖVGW etc. The tests are carried out according to EN437/EN1555/ISO17885.

Isiflo Sprint is certified by KIWA Gastec for hydrogen use.

Isiflo Brass couplings has been gas approved since 1971 and holds certificate from DWGV, KIWA Gastec and ÖVGW.

INNOVATION

Our Sprint couplings for Gas are results of a co-operation between the development team of Isiflo and the members of NCE Manufacturing in Raufoss Industrial Park.

The target was to develop the best coupling in a material combining mechanical properties comparable with metals and corrosion resistance comparable to plastics.

By using only the best materials to secure extreme lifetime, we ended on a high tech composite which is a Glass Fiber Reinforced Polymer (GFRP). The goal of the design was to develop the best coupling in composite that makes the life for the user easier and save installation time with a solution that does not require special tools or education. This secures the best quality of the piping system and secures a reliable supply of gas through the distribution network.

Our Brass Couplings for gas are traditional compression couplings which have been under constant development and improvements since 1965, both regarding material use and design. It is a well recognised mechanical coupling made in corrosion resistant material.





PRODUCTION AND QUALITY SYSTEMS

All our products are produced in Norway according to the strictest QA and HSE regulations.

The production is certified according to ISO 9001:2015 and ISO 14001:2015.

FUNCTION

In our product range you can choose from push-in and mechanical fittings.

SUSTAINABILITY AND SHARED VALUE CREATION

Our production plant in Raufoss is only using renewable energy in the production. The assembly of the products is done in a labour training centre. This was established in 2014 by Isiflo, together with the local labour office to assist people to improve their job qualification. This includes language training for foreigners and education in QA / HSE systems – which is mandatory for a job qualification. This has shown to be the best integration program in Norway. Isiflo takes social responsibility and care for people.

COMPOSITE COUPLINGS



THE MATERIAL

Our composite products are made of a glassfibre reinforced polyamid, developed for high strength and long life. The material technology together with the product design give high strength. Our composite couplings are lead free and corrosion resistant, which results in environmental friendly products with an expected lifetime of up to 100 years.

FUNCTION

The designs are based on a time saving push-in solution. The sealing system has a push-back ring that activate the grip-ring and compress the sealing in one simple move. This secure a tight connection, even at vacuum and low pressure.

SUSTAINABILITY


Our products are produced and assembled in our new factory in Raufoss, Norway. They are produced with renewable energy and has no emissions to the environment.

Read more at www.isiflo.com



COMPOSITE CHARACTERISTICS

The Composite material can be molded into different shapes. By controlling type orientation of the fibres, the material can be designed in a unique way. These characteristics give the material flexible use in many different industries.



ADVANTAGES

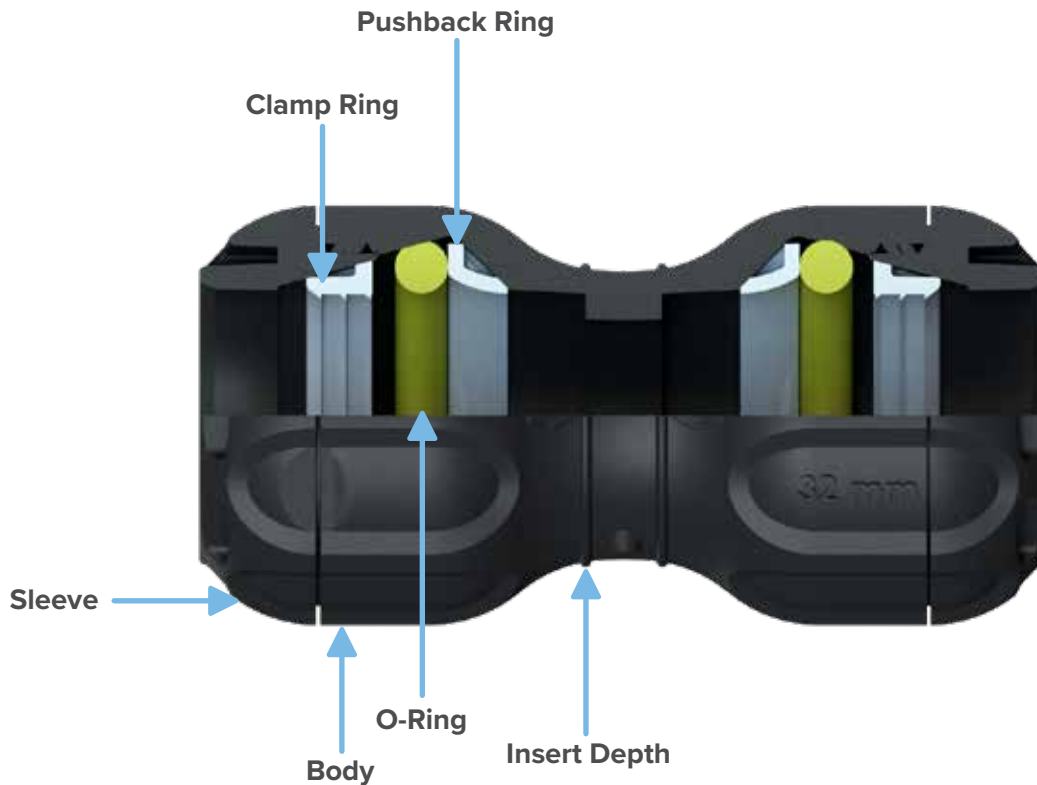
The Composite material offers many advantages; in addition to being a sustainable choice, it is a user friendly material with many important properties as:

- CORROSION FREE
- LIGHT WEIGHT
- EXTREME MECHANICAL STRENGTH
- LONG LIFE TIME

FUN FACT

The Airline Industry is constantly increasing the use of Composite material. For instance, the 787 Dreamliner is constructed by more than 50% composite by weight!

TECHNICAL INFORMATION



MATERIAL DESCRIPTION

BODY

Glass fibre reinforced Polyamide 12

O-RING

NBR

PUSH-BACK RING

POM

CLAMP RING

POM

AREAS OF USE

NATURAL GAS AND HYDROGENE

Temperature: -20°C to 40°C

MOP/Operating pressure: Max 10 bar

Pipes: Extruded Pe Pipes after EN - 1555

ATTENTION!

Always use our Seal Liner especially developed for use with Sprint to have an approved and safe connection! Not recommended to be used on moulded PE-pipes!

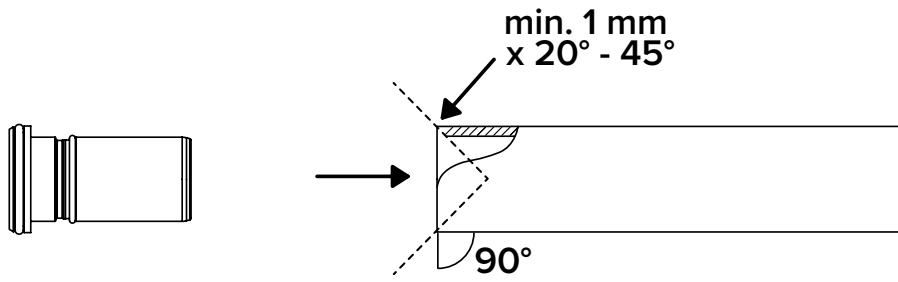
OTHER MEDIA

Ethanol (ex. HX35-HX95), glycol, diesel, gazoline. For other media please contact your local Isiflo representative.

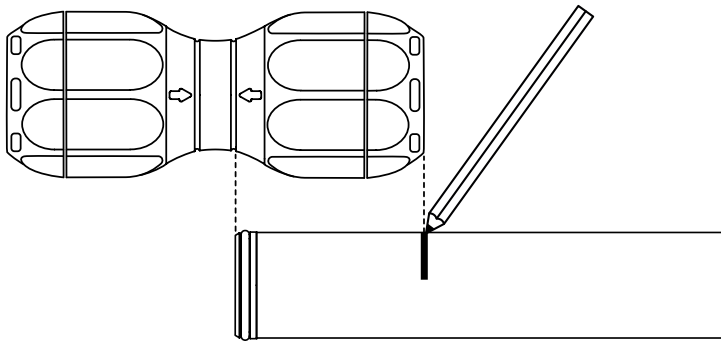
INSTALLATION INSTRUCTIONS



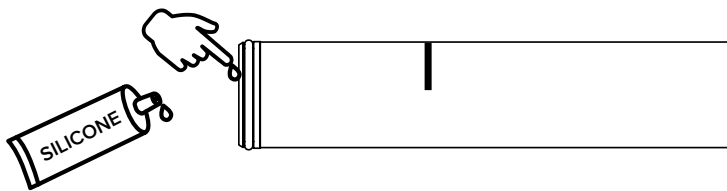
1



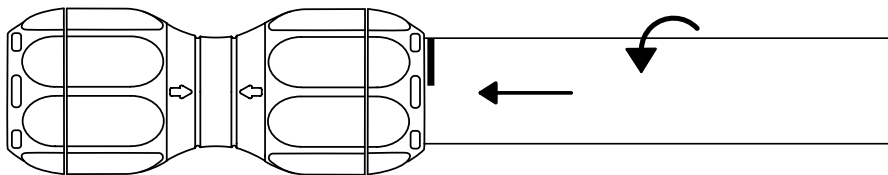
2



3



4



SEAL LINER



WHY USE SEAL LINER

The inner surface of the pipe is mostly perfect and undamaged, therefore we seal it with our Isiflo Seal Liner.

This gives a secure inner and outer seal to the PE pipe.

Benefits

- Timesaving and easy installation
- No need for special tools
- No special qualifications needed

THE TRIPPLE SEALING FUNCTION

The ISIFLO Seal Liner secure tightness through a triple sealing:

1st seal:

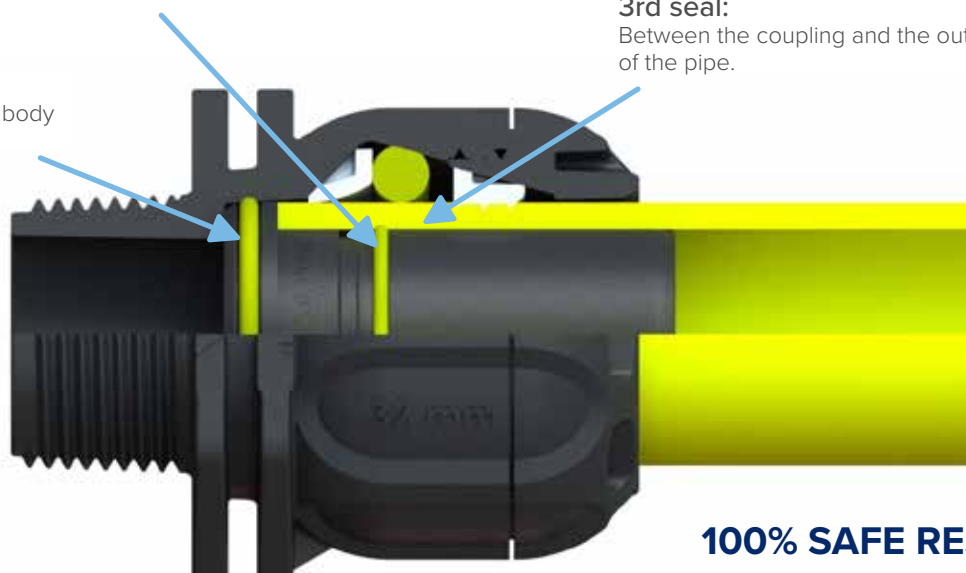
Between the liner and the inner surface of the pipe.

2nd seal:

Between the pipe end and the body of the coupling.

3rd seal:

Between the coupling and the outer surface of the pipe.



100% SAFE RESULT!

Venturi principle in Composite Material

The Isiflo Seal Liner is produced in composite material and designed with a “Venturi principle” to optimize flow and prevent pressure drop and flow restrictions.

Areas of Application

- Gas systems
- Drinking Water Distribution
- Underpressure (Vacuum) systems
- Compressed air



For Assembly Instructions see page 11.

TYPE 182: SEAL LINER

D x d	Item Number
20 x 3,0 SDR 11	8231828
25 x 3,0 SDR 11	8231829
32 x 3,0 SDR 11	8231824
40 X 3,7 SDR 11	8231825
50 x 4,6 SDR 11	8231826
63 x 5,8 SDR 11	8231827
25 x 2,3 SDR 17	8231823

D = Dimension (OD) in mm

d = Pipe wall thickness in mm

SPRINT PUSH-IN COUPLINGS

TYPE 100/102: STRAIGHT COUPLING

D x D	Item Number
20 x 20	8231002
25 x 20	8231021
25 x 25	8231003
32 x 20	8231026
32 x 25	8231022
32 x 32	8231004
40 x 32	8231023
40 x 40	8231005
50 x 32	8231028
50 x 40	8231024
50 x 50	8231006
63 x 50	8231025
63 x 63	8231007



TYPE 105/110/112: MALE COUPLING

D x R	Item Number
20 x 1/2"	8231102
25 x 1/2"	631102520
25 x 3/4"	8231103
25 x 1"	8231053
32 x 3/4"	8231124
32 x 1"	8231104
32 x 1 1/4"	8231054
32 x 1 1/2"	8231058
32 x 2"	8231059
40 x 1"	8231125
40 x 1 1/4"	8231105
40 x 1 1/2"	8231055
50 x 1 1/2"	8231106
50 x 1 1/4"	8231126
50 x 2"	8231056
63 x 2"	8231107



D = Dimension (OD) in mm

R = Conical pipe thread acc. to ISO 7

G = Cylindrical pipe thread acc. to ISO 228

TYPE 115/116: FEMALE COUPLING

D x R	Item Number
20 x 1/2"	8231162
25 x 3/4"	8231163
25 x 1"	8231153
32 x 3/4"	8231169
32 x 1"	8231164
32 x 1 1/4" (GT)	8231154
40 x 1"	8231161
40 x 1 1/4"	8231165
50 x 1" (GT)	8231160
50 x 1 1/2"	8231166
63 x 2"	8231167



TYPE 315/316: FEMALE COUPLING FOR FLAT SEALING

D x G	Item Number
25 x 3/4"	8233163
25 x 1"	8233153
32 x 1"	8233164
32 x 1 1/4"	8233154



TYPE 120: ELBOW 90°

D x D	Item Number
20 x 20	8231202
25 x 25	8231203
32 x 32	8231204
40 x 40	8231205
50 x 50	8231206
63 x 63	8231207



TYPE 121: MALE ELBOW 90°

D x R	Item Number
20 x 1/2"	8231212
25 x 3/4"	8231213
32 x 1"	8231214
32 x 2"	8231219
40 x 1"	8231245
40 x 1 1/4"	8231215
40 x 1 1/2"	8231218
50 x 1 1/4"	8231246
50 x 1 1/2"	8231216
63 x 2"	8231217



SPRINT PUSH-IN COUPLINGS

TYPE 123: ELBOW 45°

D x D	Item Number
32 x 32	8231234
40 x 40	8231235
50 x 50	8231236
63 x 63	8231237



TYPE 122: FEMALE ELBOW 90°

D x R	Item Number
25 x ¾"	8231223
32 x 1"	8231224
40 x 1 ¼"	8231225
50 x 1 ½"	8231226
63 x 2" *	8231227



* Female Elbow with GT Fitting

TYPE 125: TEE

D x D x D	Item Number
20 x 20 x 20	8231252
25 x 25 x 25	8231253
32 x 32 x 32	8231254
40 x 40 x 40	8231255
50 x 50 x 50	8231256
63 x 63 x 63	8231257



TYPE 132: FEMALE TEE

D x R x D	Item Number
25 x ¾" x 25	8231323
32 x 1" x 32	8231324
40 x 1 ¼" x 40	8231325
50 x 1 ½" x 50	8231326



TYPE 165: END CAP

D	Item Number
20	8231652
25	8231653
32	8231654
40	8231655
50	8231656
63	8231657



TYPE 148/149: FEMALE ADAPTOR

D x R	Item Number
25 x 3/4"	8211483
32 x 1"	8211484
40 x 1 1/4"	8211485
50 x 1 1/2"	8211486



Our new Eco Line Repair Coupling for gas is a cross over from two worlds. It has many of the same advantages as our recognized brass repair coupling, but is manufactured in the same high tech composite materials as our Sprint couplings. The choice of material results in a corrosion resistant connection, without any material sagging over time.

TYPE 101: REPAIR COUPLING

D x D	Item Number
25 x 25	8231013
32 x 32	8231014
40 x 40	8231015
50 x 50	8231016
63 x 63	8231017



INSERT DEPTHS

Dimension	Insert Depth		Max distance between pipe ends
	(min.)	(max.)	
25 mm	42 mm	58 mm	42 mm
32 mm	46 mm	63 mm	44 mm
40 mm	59 mm	79 mm	56 mm
50 mm	63 mm	86 mm	62 mm
63 mm	82 mm	103 mm	62 mm

BRASS PRODUCTS

THE MATERIAL

Our brass products are made in a corrosion resistant brass.

Our brass alloy undergoes a hot forging where the brass becomes a mixture of alpha and beta grains. Beta grains contain a slightly higher concentration of zinc which makes the alloy easy to forge. To achieve the right quality, the forging temperature must be controlled and repeatable in line with the cooling process.

This process secures a corrosion free material with long lifetime.

PRODUCTION

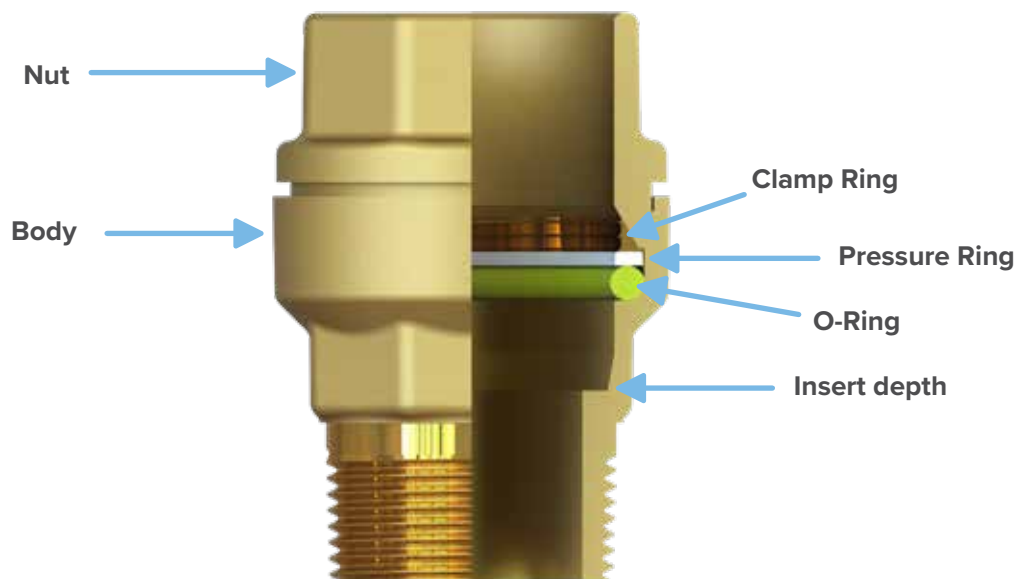
Our most traditional product group are the brass couplings which have been manufactured in our plant since 1965. It has been subject of continuous development, production improvement and testing.

Our brass couplings are tensile, corrosion resistant and has increased wall thickness which ensures strength and durability.





TECHNICAL INFORMATION



MATERIAL DESCRIPTION

BODY

DZR Brass

O-RING

NBR

PRESSURE RING

Composite

CLAMP RING

DZR Brass

AREAS OF USE

NATURAL GAS AND HYDROGENE

Temperature: -20°C to 40°C

MOP/ Operating pressure: Max 10 bar

Pipes: PEX, PE 80, PE 100 according to EN1555

IMPORTANT!

Always use Isiflo Support Liner Type 180/181.

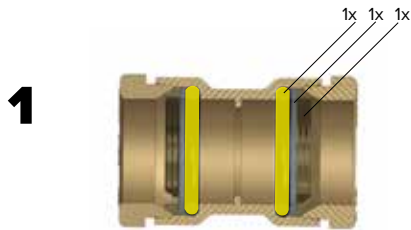
Check local regulations regarding underground use.

OTHER MEDIA

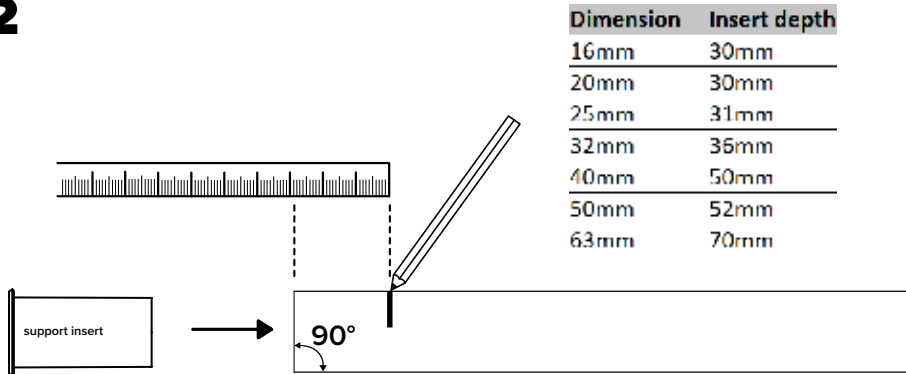
Ethanol (ex. HX35-HX95), glycol, diesel, gasoline.

For other medias get in touch with your local representative.

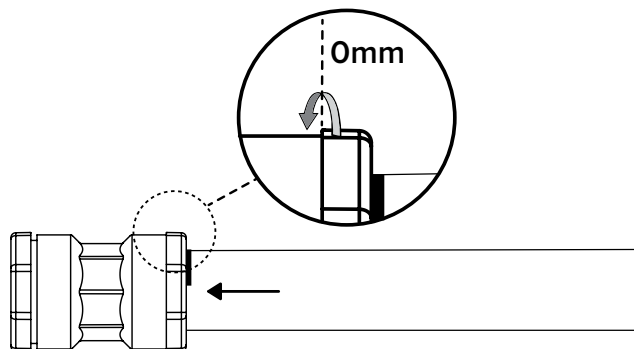
ASSEMBLY INSTRUCTIONS



2



3



Rev. A 2024

REPAIR COUPLING

Dimension	Insert Depth		Max distance between pipe ends
	(min.)	(max.)	
20 mm	31 mm	56 mm	60 mm
25 mm	32 mm	56 mm	58 mm
32 mm	36 mm	57 mm	52 mm
40 mm	51 mm	77 mm	68 mm
50 mm	52 mm	77 mm	66 mm
63 mm	72 mm	79 mm	34 mm



SUPPORT LINER

WHY USE SUPPORT LINER?

To ensure that your Isiflo connection is the strongest part of the piping system, use the Isiflo support liner.


The Support Liner is designed to support the interior wall of high-density polyethylene pipe for critical joining applications. The liner support the HDPE pipe's end and makes connection end-load resistant.

The Isiflo Support liner is made of PA-12 composite material.



EXAMPLE

The image below shows an example of stretch with the use of Seal Liner.



TYPE 180: SUPPORT LINER SDR 11

D x d	Item Number
20 x 3,0	8211808
25 x 3,0	8211809
32 x 3,0	8211804
40 x 3,7	8211805
50 x 4,6	8211806
63 x 5,8	8211807

D = Dimension (OD) in mm
d = Pipe wall thickness in mm

TYPE 181: SUPPORT LINER SDR 17

D x d	Item Number
25 x 2,3	8211803
32 x 2,3	8211814
40 x 2,4	8211815
50 x 3,0	8211816
63 x 3,8	8211817

MECHANICAL COUPLINGS

TYPE 100: STRAIGHT COUPLING

D x D	Item Number
20 x 20	631002020
25 x 25	631002525
32 x 32	631003232
40 x 40	631004040
50 x 50	631005050
63 x 63	631006363



TYPE 101: REPAIR COUPLING

D x D	Item Number
25 x 25	631012525
32 x 32	631013232
40 x 40	631014040
50 x 50	631015050
63 x 63	631016363



Insert depth on page 21

D = Dimension (OD) in mm

R = Conical pipe thread acc. to ISO 7

G = Cylindrical pipe thread acc. to ISO 228

TYPE 105/110/112: MALE COUPLING

D x R	Item Number
20 x 1/2"	631102020
25 x 3/4"	631102525
32 x 3/4"	631103225
32 x 1"	631103232
32 x 1 1/4"	631103240
40 x 1"	631104032
40 x 1 1/4"	631104040
50 x 1 1/4"	631105040
50 x 1 1/2"	631105050
50 x 2"	631105063
63 x 1 1/2"	631106350
63 x 2"	631106363



TYPE 116: FEMALE COUPLING

D x R	Item Number
20 x 1/2"	631162020
32 x 3/4"	631163225
32 x 1"	631163232
32 x 1 1/4"	631163240
40 x 1"	631164032
40 x 1 1/4"	631164040
50 x 1 1/4"	631165040
50 x 1 1/2"	631165050
63 x 2"	631166363



D = Dimension (OD) in mm
 R = Conical pipe thread acc. to ISO 7
 G = Cylindrical pipe thread acc. to ISO 228

Other items are available on request!

TYPE 120: ELBOW 90°

D x D	Item Number
20 x 20	631202020
25 x 25	631202525
32 x 32	631203232
40 x 40	631204040
50 x 50	631205050
63 x 63	631206363



TYPE 121/124: MALE ELBOW 90°

D x R	Item Number
32 x 1"	631213232
40 x 1"	631214032



TYPE 125: TEE

D x D x D	Item Number
20 x 20 x 20	631252020
25 x 25 x 25	631252525
32 x 32 x 32	631253232
40 x 40 x 40	631254040
50 x 50 x 50	631255050
63 x 63 x 63	631256363



TYPE 145: BLANKING PLUG

Dimension D (mm)	Item Number
16mm	6211451
20mm	6211452
25mm	6211453
32mm	6211454
40mm	6211455
50mm	6211456
63mm	6211458



CERTIFICATIONS




CERT

DVGW-Baumusterprüfzertifikat
DVGW type examination certificate

DG-7521C00472
Registernummer
registration number

Anwendungsbereich <small>field of application</small>	Produkte der Gasversorgung <small>products of gas supply</small>
Zertifikatinhaber <small>owner of certificate</small>	ISIFLO GmbH An der Schleuse 8, D-58675 Hemer
Vertreiber <small>distributor</small>	ISIFLO GmbH An der Schleuse 8, D-58675 Hemer
Produktart <small>product category</small>	Werkstoffübergangsverbinder: Übergang auf PE-HD für Gasrohre (7521)
Produktbezeichnung <small>product description</small>	Kunststoff-Steckfitting in Durchgangsform für Rohrleitungen aus PE-HD (PE 100 nach GW 335-A2 bzw. PE-Xa nach GW 335-A3) für die Gasversorgung
Modell <small>model</small>	isiflo® SPRINT
Prüfberichte <small>test reports</small>	Kontrollprüfung Labor: 19/1087/7521/259 vom 29.07.2019 (EBI)
Prüfgrundlagen <small>test basis</small>	DVGW G 5600-2(VP) (01.09.2015)

Ablaufdatum / AZ
date of expiry / file no.

23.08.2022 / 19-0758-GNV



13.12.2019 Rie A-1/2
Datum, Bezeichnung, Status, Leiter der Zertifizierungsgesellschaft
date, issued by, status, head of certification body

DVGW CERT GmbH ist von der DAKKS nach DIN EN ISO/IEC 17065:2013
akkreditierte Stelle für die Zertifizierung von Produkten der Energie- und Wasserversorgung.

DVGW CERT GmbH is an accredited body to DAKKS according to DIN EN
ISO/IEC 17065:2013 for certification of products for energy and water supply
industry.



Deutsche
Akreditierungsstelle
D-25 38028-02-02

DVGW CERT GmbH
Zertifizierungsgesellschaft
Juden-Ring-Str. 1-3
53113 Bonn
Tel: +49 228 91 88 - 188
Fax: +49 228 91 88 - 802
www.dgpc-cert.com
info@dgpc-cert.com




CERT

DVGW-Baumusterprüfzertifikat
DVGW type examination certificate

DG-7521CQ0560
Registernummer
registration number

Anwendungsbereich <small>field of application</small>	Produkte der Gasversorgung <small>products of gas supply</small>
Zertifikatinhaber <small>owner of certificate</small>	RAUFLOSS Metall GmbH An der Schleuse 8, D-58675 Hemer
Vertreiber <small>distributor</small>	RAUFLOSS Metall GmbH An der Schleuse 8, D-58675 Hemer
Produktart <small>product category</small>	Werkstoffübergangsverbinder: Übergang auf PE-HD für Gasrohre (7521)
Produktbezeichnung <small>product description</small>	Klemmverbinder aus Metall, ausgeführt als Muffen-, Winkel-, T-Stück- oder Reduzierverschraubung
Modell <small>model</small>	isiflo®-Universalkupplung
Prüfberichte <small>test reports</small>	Baumusterprüfung: 15/007/4507/165 vom 18.11.2015 (EBI)
Prüfgrundlagen <small>test basis</small>	DVGW G 5600-1(P) (01.10.2013) DVGW G 5600-1/kr (19.02.2014)

Ablaufdatum / AZ
date of expiry / file no.

18.11.2020 / 15-0019-GNE



12.05.2016 Rie A-1/2
Datum, Bezeichnung, Status, Leiter der Zertifizierungsgesellschaft
date, issued by, status, head of certification body

DVGW CERT GmbH ist von der DAKKS nach DIN EN ISO/IEC 17065:2013
akkreditierte Stelle für die Zertifizierung von Produkten der Energie- und Wasserversorgung.

DVGW CERT GmbH is an accredited body to DAKKS according to DIN EN
ISO/IEC 17065:2013 for certification of products for energy and water supply
industry.



Deutsche
Akreditierungsstelle
D-25 38028-02-02

DVGW CERT GmbH
Zertifizierungsgesellschaft
Juden-Ring-Str. 1-3
53113 Bonn
Tel: +49 228 91 88 - 188
Fax: +49 228 91 88 - 802
www.dgpc-cert.com
info@dgpc-cert.com




Number 102351/02
Issue 01-06-2020
Contract number Q12/008

Version 102351/01
Issue ARR 214
Page 1-3

Product Certificate

Mechanical fittings for plastic piping systems

Based on pre-certification tests as well as periodic inspections by Kiwa Nederland B.V., the products referred to in this certificate and marked with the GASTEC QA mark, supplied by:

ISIFLO AS

may, on delivery, be relied upon to comply with the GASTEC QA approval requirements 214, for "Fitness for admixtures up to and including 100% hydrogen gas" dated June 2016.



Ron Scheepers
Kiwa

This certificate is issued by Kiwa Nederland B.V. in conjunction with the KIWA regulations for Certification 2017.

This certificate consists of 3 pages.
Publication of the certificate is allowed.

Kiwa Nederland B.V.
Wijk aan Zee
P.O. Box 10
3391 AA Huisdijk
The Netherlands
Tel: +31 88 508 4400
info@kiwa.nl
www.kiwa.nl

Supplier
ISIFLO AS
P.O. Box 143
NO-2021, Raustnes
Norway
www.isiflo.no
T +47 61 10 22 24/39
F +47 61 10 20 42






Number 79196/02
Issue 15-11-2017
Contract number Q 01/004

Version 79196/01
Issue KE 70
Page 1-5

Product Certificate

Mechanical fittings for polyethylene piping systems

Based on pre-certification tests as well as periodic inspections by Kiwa Nederland B.V., the products referred to in this certificate and marked with the GASTEC QA mark, supplied by:

ISIFLO GmbH

may, on delivery, be relied upon to comply with the GASTEC QA Approval Requirements 70, for "Mechanical fittings for polyethylene piping systems for the supply of gaseous fuels – Thermoplastic fittings and metal fittings for pipes of nominal outside diameter less than or equal to 63 mm", dated January 2012.



Luc Leroy
Kiwa

This certificate is issued by Kiwa Nederland B.V. in conjunction with the KIWA regulations for Certification 2017.

This certificate consists of 4 pages.
Publication of the certificate is allowed.

Kiwa Nederland B.V.
Wijk aan Zee
P.O. Box 10
3391 AA Huisdijk
The Netherlands
Tel: +31 88 508 4400
info@kiwa.nl
www.kiwa.nl

Supplier
ISIFLO GmbH
An der Schleuse 8
D-58675 Hemer
www.isiflo.de
T: +49 2372-913075
F: +49 2372-13077



SVGW
Schweizerischer Verein des
Gas- und Wasserfaches
Grüßstrasse 44
CH-8027 Zürich

Zertifizierungsstelle Gas
Schweizerischer Verein des
Gas- und Wasserfaches
Eschenstrasse 50
CH-8603 Schwerdtbach



ZERTIFIKAT Nr. 97-156-6 SVGW

Antragsteller: Isiflo GmbH, DE-58675 Hemer
Hersteller: Isiflo AS, NO-2831 Raufoss
Vertreter / Vertreiber: Hess Metalle AG, CH-8953 Dietikon

Gestützt auf das Prüf- und Zertifizierungsreglement der SVGW Prüf- und Zertifizierungsstelle Gas sowie auf den Bericht Nr. 97-156-6 zertifiziert der SVGW folgende Serienprodukte:

Rubrik: Werkstoffübergangsstücke
Bezeichnung: Klemmverbinder aus Metall für Rohre aus PE 80, PE 100 und PE-Xa, Isiflo
Typen: 100, 101, 102, 105, 110, 111, 112 97-156-6/1
115, 116, 117
120, 121, 122, 123, 124, 125, 126, 127 97-156-6/2
130, 131, 132

Nennweite: DN 25 bis DN 50 (für PE 80 und PE 100 Rohre) DN 24 bis DN 50 (für PE-Xa Rohre)
- Für PE-Gasleitungen muss immer eine Stützstütze eingesetzt werden

Anschlüsse: Metallseitig: Rp 3/8" bis Rp 2" oder R 1/8" bis R 2" nach EN 10226-1
Kunststoffseitig: Klemmringverschraubung

Zertifizierungsgrundlage: DVGW-G 5600-1(P) (2013), DVGW-G 5600-1/rev (2014)

Gültigkeit: Verlängerung bis zum **31.12.2022**

Zertifiziert für:
- einen Betriebsdruck von max. 5 bar im Gasnetz
- Erdgas und Flüssiggas im gasförmigen Zustand

Der Auftraggeber ist somit berechtigt, diese Produkte als SVGW-zertifiziert anzubieten und das SVGW-Konformitätszeichen zu verwenden (Publikation im Zertifizierungsverzeichnis Gas, Kapitel 6.4).



akkreditiert nach:
SN EN ISO/IEC 17065

SCHWEIZERISCHER VEREIN DES GAS- UND WASSERFACHES

Zertifizierungsstelle Gas

[Signature]
Julian Fernandez
Leiter

Zürich, 17.01.2018



Österreichischer Vereinigung für Gas, Wasser und Wasserdampf
A-100 Wien, Schottenring 14
Telefon: +43 (0)1 512188-0 / Telefax: +43 (0)1 512188-20
E-Mail: office@ogvw.at / Internet: www.ogvw.at
Anerkannt durch das Bundesministerium
für Digitalisierung und Wirtschaftsstrukturen



ÖVGW-Zertifikat
Über die Verleihung des Rechtes
zur Führung der ÖVGW-Qualitätsmarke Gas

Registrierungsnummer G 3.065	Produkt Klemmverbinder mit dem Markennamen ISIFLO-SPRINT Gas mit Isolierter Kappe
Geltungsbereich bis Ende Dezember 2023	Name des Herstellers oder Warenzeichens: "ISIFLO SPRINT Gas"
Inhaber ISIFLO GmbH An der Schlothe 8 58675 Hemer DEUTSCHLAND	Verbindungsart: Vollständerstand Werkstoff des Grundkörpers: Polyamide PA 12-GF 65
• Vertrieb in Österreich FLAMCO Austria GmbH Artenbergerstraße 138 8600 Bregenz	Auslegungsdruk: MOP 10 (max. 10 bar)
Hersteller ISIFLO AS / NO	Verwendungszweck: GAS
Prüfungsort Einsprüfung	Minimale und maximale Montagetemperatur (°C bis +40 °C)
Prüfbericht 1802110-04 vom 10. November 2020	Kategorie / Anwendungsbereich: Erdgasleitungsanlagen
Qualitätsstandards/Prüfnormen • DS-G 123/1 Ausgabe Mai 2019 • DS-G 123/2 Ausgabe Mai 2019 • DS-G 100 Ausgabe Dezember 2014	zu verbindeendes Rohrmaterial / kompatible Rohrreihe (SOR-Richtl.) / entsprechende Systemnorm: PE 80, PE 100, PE 100-RC / SDR 11 / EN 1555-2
	Stützstützen: separat

Weitere Angaben siehe Seite 2

Die Verleihung erfolgt unter Zugrundelegung der Allgemeinen Geschäftsbedingungen DW 30 ÖVGW-Qualitätsmarke
Produkt Gas & Wasser. Voraussetzungen für die Zertifizierung sind ÖVGW-Qualitätsmarke für Produkte der Gas- und
Wasservereinigung.

Wien, am 4. Dezember 2020

Col.-Ing. (FH) Alexander Schwarzer
Leiter der ÖVGW-Zertifizierungsstelle

[Signature]

DECLARATION



Declaration of Performance
102351-01
Conformity certificate 75524
Date: 10-09-2019
Revision:

Declaration of performance to AR 214

Kiwa Nederland B.V. declares that, the Isiflo Sprint couplers manufactured by

ISIFLO AS

complies with the applicable requirements of
Approval requirement 214: "Fitness for admixtures up to and including 100%
hydrogen gas", 2019.

Remarks

The following products are covered under this declaration of performance:
Isiflo Sprint couplers 20 - 63 mm

Mechanical fittings for polyethylene piping systems, SDR 17,6 and SDR 11.

Support liner SDR 11, SDR 17, SDR 17,6

Seal-liner SDR 11 (32, 40, 50 and 63 mm) and SDR 17 (25 mm)

Max. operation pressure 6 bar

Types: 100, 102, 110/112/105, 115/116, 120, 121/124, 125, 148/149, 165,
315/316

This declaration consists of one page

[Signature]

Ronald Karel
Kiwa

Manufacturer

ISIFLO AS
Boks 143
NO-2831, Raufoss
Norway
T: +47 81 15 22 24/28
F: +47 81 15 20 02

Kiwa Nederland B.V.
Bilwoude 10
P.O. Box 187
7300 AZ, APUL DORDRECHT
The Netherlands
Tel: +31 (0) 30 22 24 00
Fax: +31 (0) 30 22 24 00
www.kiwa.nl

ARGB - KVBG

The ARGB-KVBG laboratory certifies the conformity with the Belgian requirements for mechanical fittings for PE pipes

Le laboratoire de l'ARGB certifie que les raccords mécaniques pour les tuyaux en PE sont conformes aux exigences belges.

Het laboratorium van de KVBG verklaart dat de beproefde mechanische verbindingen voor PE buizen conform zijn aan de Belgische eisen.

Certificate number: N° du certificat: Certificat nummer:	C-14-3663-A
Date of issue: Date d'édition: Datum van aflevering:	01-08-2014
Manufacturer: Fabricant: Fabrikant:	RAUFOSS Water & Gas AS, Norway Raufoss Industripark Enggata 40 - building 1 (main office) NO - 2831 Raufoss
Distributor: Distributeur: Verdeler:	HSF B.V. Marketing 23 NL - 6921 RE Duiven

Type: **ISIFLO SPRINT Couplers 20 - 63mm**
Mechanical fittings in PA for PE piping systems (PE100 - SDR11)
Raccords mécaniques en PA pour tuyaux en PE (PE 100 - SDR11)
Trekwaasle mechanische verbindingen in PA voor PE buizen (PE 100 - SDR11)
MOP: 8 bar

Type 100
straight couplers PE x PE
20 x 20, 25 x 25, 32 x 32, 40 x 40, 50 x 50 and 63 x 63 mm.

Type 110/112
straight couplers PE x male thread
20 x Rc1/2", 25 x Rc1/2", 32 x Rc1/2", 32 x Rc1", 40 x Rc1", 40 x Rc1 1/2",
50 x Rc1 1/2" and 63 x Rc2".

Type 115/116
straight couplers PE x female thread
20 x Rc1/2", 25 x Rc1/2", 25 x Rc1", 32 x Rc1", 32 x Rc1", 40 x Rc1",
40 x Rc1 1/2" and 50 x Rc1 1/2".

ARGB-KVBG - Industriest 125 - BE - 1630 Linkbeek
Phone: +32 (0) 363 61 00 - Fax: +32 (0) 360 87 04 - E-mail: info@argb.be or argb@argb.be / www.argb.be

ENVIRONMENT



DAILY FOCUS ON ENVIRONMENTAL PERFORMANCE

We are committed to protecting the environment and we are actively working to reduce any negative environmental impacts that are results from our operations. We are engaged in environmental work and want to work long-term with dedication to implement environmental improvement measures in our businesses.

We are certified and work in accordance with ISO 14001-2015, as well as relate to the public requirements and the information duty regarding important environmental aspects.

We work actively to reduce our energy consumption and CO2 footprint. Throughout the entire production and distribution chain, we consider environmental measures; from commodity production to retail. Local, regional and global environmental aspects is taken care of. Our goal is to have a sustainable development, so that we take the future generations into account. We use 100% renewable energy in our production, and work with local suppliers in addition to perform active search for more sustainable materials and processes. to improve our carbon footprint.

STANDARDS

ISO 14001

The corporate environmental policy is an integral part of Isiflo AS business strategy, and we are dedicated to implement, maintain and improve our environmental performance.

The same way our products have to meet an international demand of high quality, Isiflo AS is certified pursuant to ISO 14001, the international standards of environmental management.

ISO 9001

Isiflo AS holds in addition the certificate ISO 9001:2015, this is a series of international standards that specifies requirements for a quality management system. The organization needs to demonstrate its ability to consistently provide product that meets customer and applicable regulatory requirements, and aims to enhance customer satisfaction through the effective application of the system, including processes for continual improvement of the system and the assurance of conformity to customer and applicable regulatory requirements.

CORPORATE ENVIRONMENTAL POLICY

We are committed to protecting the environment, and we work actively to reduce any negative environmental impacts that result from our operations. We are engaged in environmental work and want to work long-term with dedication to implement environmental improvement measures in our businesses. We are certified and work in accordance with ISO 14001 -2015, as well as comply with the public requirements and the obligation to provide information on important environmental aspects. We work actively to reduce our energy consumption and CO2 footprint. Throughout the entire production and distribution chain, we consider environmental measures, from raw material production to retail. Local, regional and global environmental aspects are taken care of.

Our aim is to have a sustainable development, so that we take into account future generations:

- We work actively to avoid environmental emissions and pollution.
- We use short-lived raw materials and minimize the handling of goods at work.
- We optimize the transport of goods to our customers.
- We recycle waste from our production.
- We are sorting 100% of our waste into environmental stations.
- We monitor our performance through internal evaluations and reporting, and sharing the results with our stakeholders.
- We require our subcontractors and partners to follow the same principles.
- We have our own development department focusing on research and development of environmentally friendly -and future oriented products.
- We provide necessary information, instruction and training.
- We join international networks to stay on top of the future regulations and learn for new initiatives to improve our sustainable performance.



Lars Ølstad / CEO Isiflo AS
Raufoss / 12.12.2023

6 RENT VANN OG GODE
SANITÆRFØRHOLD



8 ANSTENDIG ARBEID
OG ØKONOMISK
VEKST



9 INDUSTRI,
INNOVASJON OG
INFRASTRUKTUR



12 ANSVARLIG
FORBRUK OG
PRODUKSJON



13 STOPPE
KLIMAENDRINGENE



17 SAMARBEID
FOR Å NÅ MÅLENE



GENERAL CONDITIONS OF SALE

1. GENERAL

1.1. These general conditions of sale, together with our offer and order acceptance, constitute the entire agreement between the parties unless explicitly set aside in the order acceptance or by written agreement between the parties. The customer's general purchase terms or terms and conditions contained in other documents apply only if explicitly accepted in writing by us. In the event of conflict between the documents of the agreement they shall have priority as follows: the offer, the order acceptance and the general conditions.

2. OFFER, SALE, QUALITY

2.1. The purchaser accepts our General Conditions of sale at the time of receipt of our order confirmation.

2.2. Standard products are delivered, unless otherwise stated, in our normal quality and with our usual dimensional tolerances. **2.3.** Specifications concerning weight, dimensions, performance, ratings, prices, technical and other data, included in booklets, catalogues, prospects, circulars, advertisements, price lists, web page etc., constitute an approximate guide and are not binding on us unless they are explicitly included in the agreement.

3. QUANTITY

3.1. Under agreements to supply goods, which are not stock goods in standard packaging, we have the right to deliver up to 10% more or less than the agreed quantity unless a different margin is specifically agreed. The customer is not entitled to claim delivery compensation, or to reject delivered goods as long as we keep within this margin. Deliveries exceeding the agreed quantity will be charged at the agreed unit price. Unless otherwise agreed, we are entitled to undertake part deliveries. **3.2.** Non-standard goods cannot be returned. **3.3.** Standard goods can be returned with the return allowance of 30% of net purchase price + shipping. The product must be in salable condition and in original packaging.

4. DELIVERY

4.1. Delivery dates and periods stated by us are non-binding unless agreed otherwise. Binding dates are not fixed dates if they are not expressly stated as such. **4.2.** Unless otherwise agreed our terms of delivery is FCA Raufoss (Incoterms 2021) from a location designated by us, and the method of packaging and the packaging material will be determined by us. **4.3.** If the agreement calls for final specification of delivery by a stated date, the customer is obliged to furnish the specification by that date. If he fails to do so, we have the right to cancel and claim compensation or make the specification ourselves and deliver at our own option. If the customer specifies for a larger quantity than the original order, and we are able to deliver, he will be charged for the excess at the price applying at the time of delivery. **4.4.** The customer is not entitled to cancel by reason of delay except as otherwise specifically agreed or unless it would be evidently unreasonable to keep the agreement. Nor does delayed delivery entitle the customer to present any other claim, including any claim for compensation, unless specifically agreed in writing.

5. FORCE MAJEURE

5.1. If after the conclusion of an agreement any circumstances occur which are beyond our control and which render impossible or considerably impede due performance of our obligations, the customer is barred from claiming compensation and the delivery date will be postponed. Such circumstances include, but are not limited to industrial disputes, fire, flood, lightning, landslide, war, mobilization and other military drafting of similar extent, requisitioning, embargo, currency restrictions, shortage of transport, breakdown of machinery, export and import restrictions, insurrection, riots and disturbances, industrial accidents, insufficient supply of raw materials, water, power and fuel, default in contracts with subcontractors, and other substantial interference with production. **5.2.** Delays due to any circumstances as aforesaid do not entail any cancellation right unless the delays are of a permanent nature. In such case either party may cancel the agreement in whole or in part. **5.3.** If we intend to invoke any circumstance as aforesaid, we are obliged to notify the customer thereof without undue delay.

6. TERMS OF PAYMENT

6.1. Unless otherwise agreed our terms of payment are date of invoice + 20 days. Goods will be invoiced at the date of delivery. **6.2.** If the customer fails to pay any invoice when due, we shall have the right to charge interest on the delayed amount as well as defer deliveries under this or any other contract with the customer. **6.3.** We reserve the right to require the customer to furnish, before delivery, security acceptable to us for due payment. **6.4.** In any case we may invoice the goods when we are ready for delivery, when the customer has delayed delivery, and this delay is not due to fault on our part. **6.5.** All installment deliveries may be separately invoiced and shall be paid for without regard to subsequent deliveries. Delays in delivery or non-conformities in any instalments shall not relieve customer of his obligation to accept and pay for remaining installments. **6.6.** All goods remain the property of Isiflo AS until payment is received in full.

Your Isiflo representative:



WANT TO KNOW MORE ABOUT ISIFLO AND SUSTAINABILITY?

VISIT ISFLO.COM



**SCAN TO
READ MORE**

www.isiflo.com

CHECK OUT OUR PRODUCTS FOR WATER!



PRODUCT CATALOGUE // WATER



SCAN FOR
CATALOGUE

www.isiflo.com

Your Isiflo representative:



www.isiflo.com

CERTIFICATIONS:



Registered in Norway. Organisation Number: 982236177. All brand names and logo styles are registered trademarks. Maintaining a policy of continual product development, Isiflo AS reserves the right to change specifications, design and materials of products listed in this publication without prior notice.