


INSTALLATION INSTRUCTIONS

FLEXI COUPLING AND ADAPTER

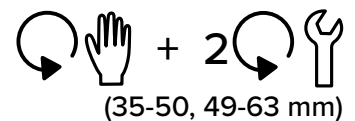
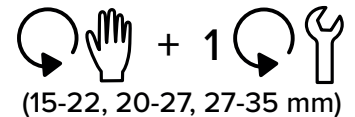
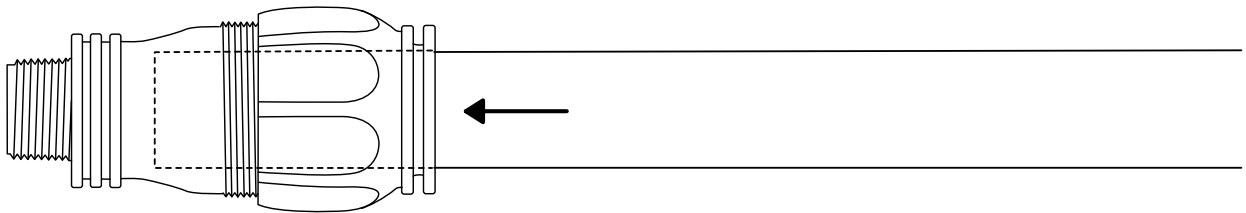
1.

Cut the pipe straight



2.

Insert the pipe to the end of coupling and tighten the nut by hand (equivalent to about 12Nm) before one turn with pipe wrench for dimensions 15-22, 20-27 and 27-35 mm, and two turns for dimension 35-50 and 49-63 mm



PS: When used on old plastic pipes, use caution when tightening. Questions? Contact support

